

## Three-phase interference suppression filters (unsymmetric consumption) - series B : for currents 3-16 A

### Description:

It is a single LC circuit consisting of chokes and condensers. In three-phase filters of series SKY4FLxxB a composed choke has 4 windings on a common core. The filter is used for five-conductor network. The used safety condensers of type X are being wired among phases for filtration of symmetrical component. The condensers of type Y are being wired towards the ground for filtration of asymmetric component. They are delivered with terminals in a plastic and metal case.

### Functions of the interference suppression filters:

The LC filter is formed by low-pass filter 0 – 9kHz. It reduces a level of radio frequency interference in conductors from the side of appliance and also increases its resistance to interference from the surroundings. The filters function either way. The most effective they are from 150kHz to 30MHz.

SKY4FL10B



### TECHNICAL PARAMETERS :

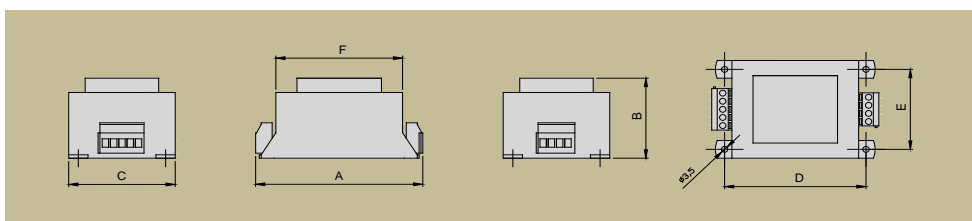
Nominal operating voltage Un: 3x230/400 Vac  
Extent of operating frequencies  $f_n$  (for  $I_n$ ) Fn: 50-60 Hz  
Extent of operating currents In: 3-16A  
Short-term overcurrent capacity : 50%  $I_n$   
Thermal class : B  
Protection class : IP00  
Extent of operating temperature : -10°C + 40°C

Type	Nominal current [A]	Leakage current 1*) [mA]	Weight [kg]	Conductor cross section [mm 2]	basic dimensions [mm]					
					A	B	C	D	E	F
					length	height	width	pitch	pitch	other
SKY4FL3B	3	< 14	0,3	2,5	91	47,5	58	77	47,5	69
SKY4FL6B	6	< 14	0,3	2,5	91	47,5	58	77	47,5	69
SKY4FL10B	10	< 14	0,3	2,5	91	47,5	58	77	47,5	69
SKY4FL16B	16	< 14	1,1	4-6	150	55	98,5	88	83,5	129

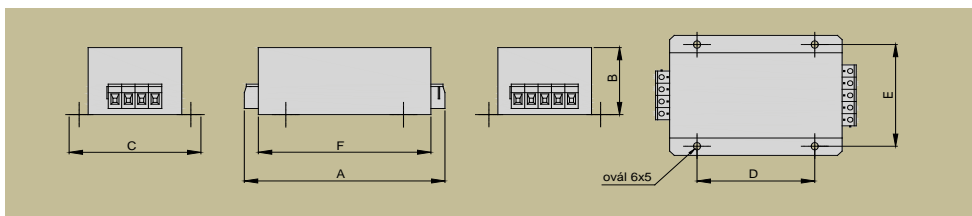
\* After a deal there is a possibility of modification of the filter construction according to the customer's request.

1\*) Leakage current measurement was performed according to the standard ČSN EN 60950.

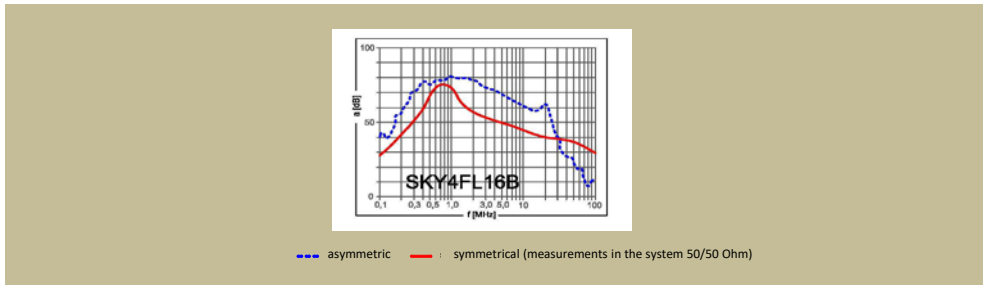
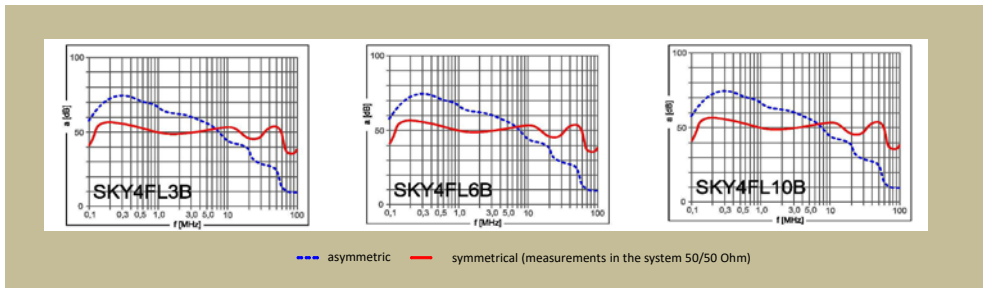
### Dimensional drawing for : SKY4FL3B - SKY4FL10B



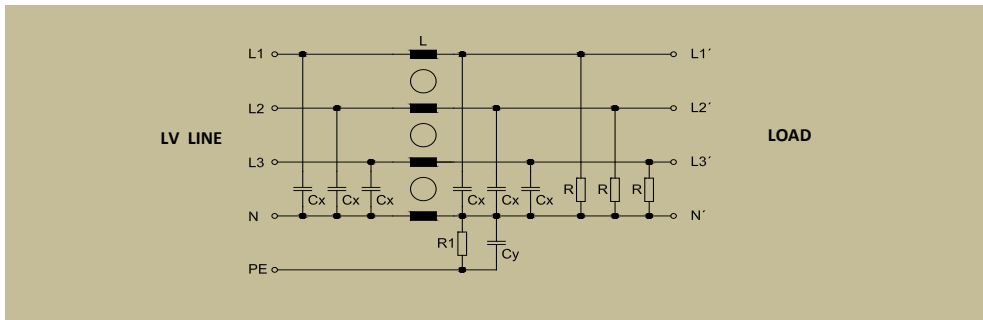
### Dimensional drawing for : SKY4FL16B



**Attenuation characteristic:**



**Wiring diagram:**



**Use:**

It is used to frequency converters and appliances which need supplemental interference suppression. For example: soft starters, pulse resources, thyristor controls, electronic units and whole switchboards.

### Dimensioning, wiring:

They are dimensioned according to indicated label nominal voltage and current values. Short-circuit protection must not exceed nominal current value. When installing into switchboards it is necessary to count with power loss of the filters although it is not as large as the power loss in chokes or in sinusoidal filters. But also it is necessary to provide for sufficient heat removal. When connecting it is necessary to meet the EMC requirements. There must not be any paralleling of interference-suppressed and non-interference-suppressed circuits. The grounding connections must be as short as possible.