

Cord extension set with an interference suppression filter and overvoltage protection to 10A (free, rackmountable)

Function and description:

The protected interference suppression extension cords **SKYFP10SF**, **SKYFP10SDF (free)** and **SKYFR10SF**, **SKYFR10SDF (rackmountable)** are intended for line voltage induction to sensitive and expensive electronic equipment, computer and audio technology.

The extension cords allow to connect 6 (5) electric appliances with total demand 10 A, whereas these connected appliances are protected from interference coming from supply system. The protected extension cords are equipped with a cord long 3 m, a line switch and indication of line voltage.

Free :

SKYFP10SF includes an interference suppression filter and overvoltage protection, 6 receptacle outlets.

SKYFP10SDF is the same as **SKYFP10SF**, moreover it has got each receptacle outlet separately interference-suppressed.

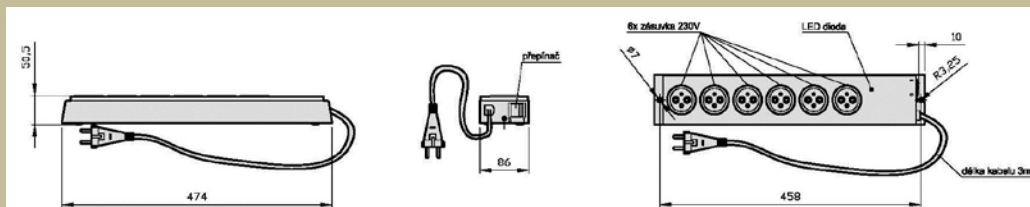
Rackmountable :

SKYFR10SF is perimenterly same as type **SKYFP10SF**, is mechanically modified for fixation to 19 racks and it has got 5 receptacle outlets.

SKYFR10SDF is the same as type **SKYFR10SF**, moreover it has got each receptacle outlet separately interference-suppressed.



Dimensional drawing for : SKYFP10SF and SKYFP10SDF



Dimensional drawing for : SKYFR10SF and SKYFR10SDF

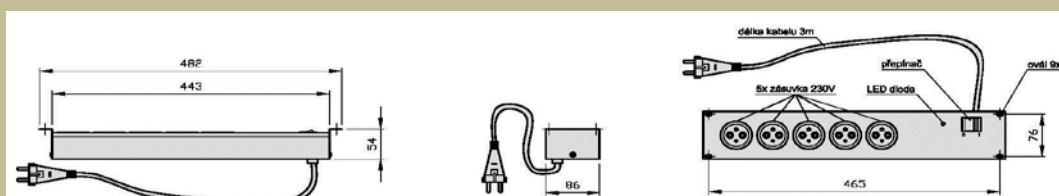
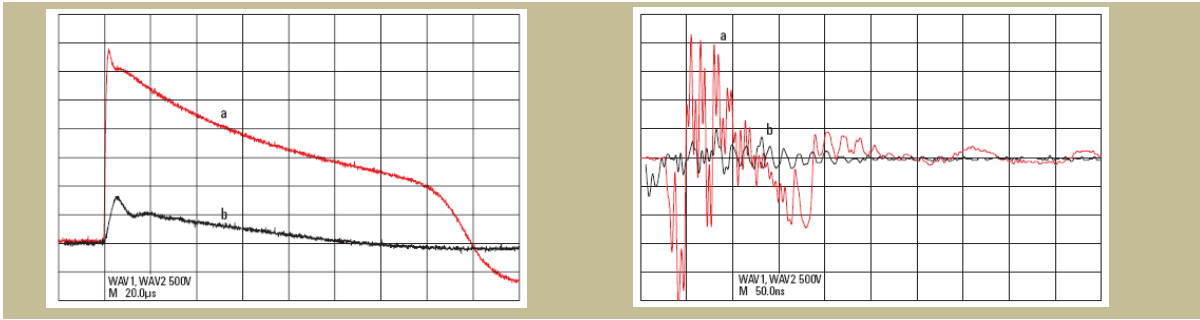


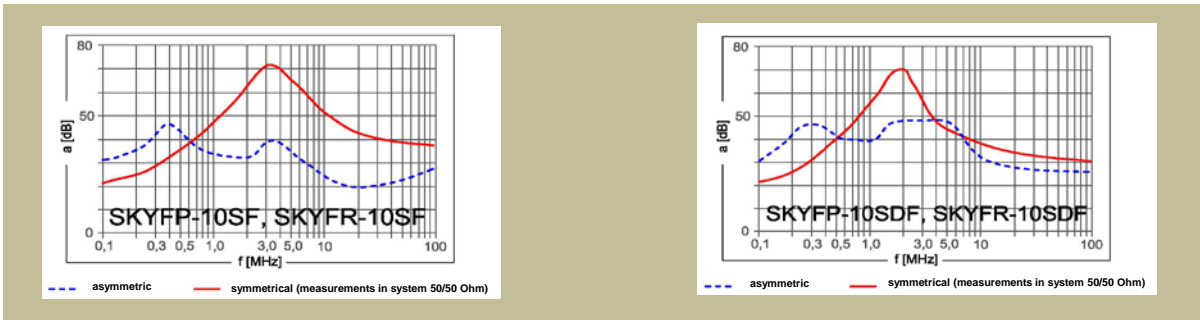
Diagram of protection:



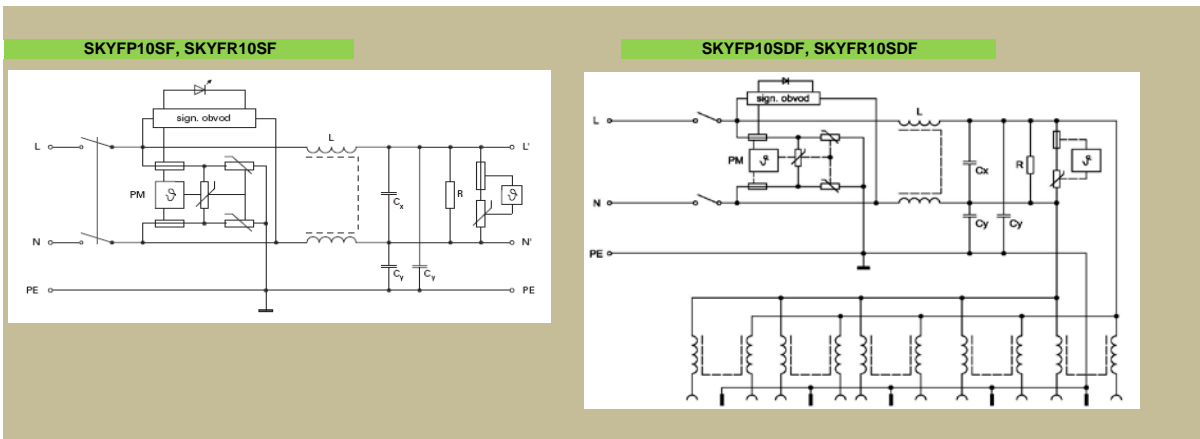
The diagram illustrates the amplitude reduction of impulse wave leading into the input of extension cord. Shape of impulse wave according to standard ČSN EN 61000-4-5 (a) had amplitude 3,5 kV. The amplitude of the impulse wave at the receptacle outlets was 800 V (b). Time axis of the diagram is 20 µs / piece.

The diagram illustrates the reduction of rapid voltage pulses (switching overvoltage), which are led into the input of the extension cord. Input signal had amplitude 2,5 KV (a), in the output the oscillation amplitude was max. 600 V (b). Time axis of the diagram is 50 ns / piece.

Attenuation characteristics:



Wiring diagram:



Note:

Green coloured indicator signals undisturbed condition of the surge voltage protector. The indicator is red when the surge voltage protector is damaged because of excessive surge current stress (in case of overvoltage in supply system, for example in case of close-up strike). The extension cord is able to operate in this condition but in time the overvoltage protection is automatically eliminated. Therefore we recommend this damaged extension cord send to the producer for exchange of the surge voltage arrester as soon as possible.