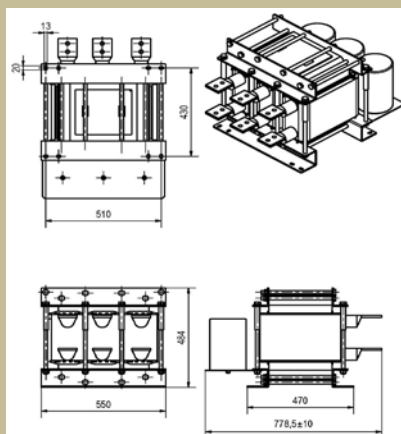


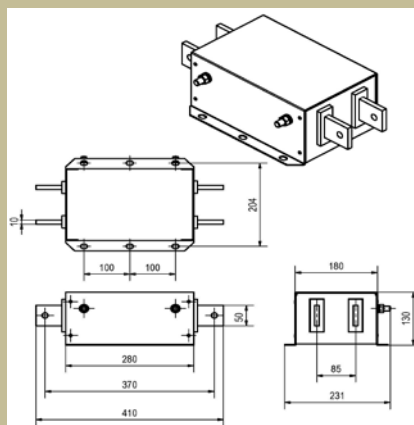




# SKY3FSM1160-400

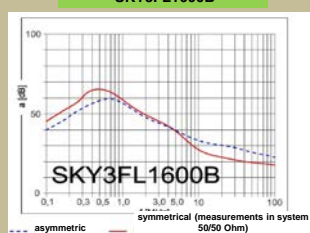


# SKY1FLDC1200C

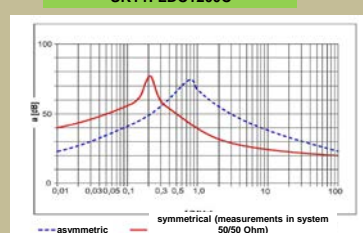


## Attenuation characteristics:

### SKY3FL1600B

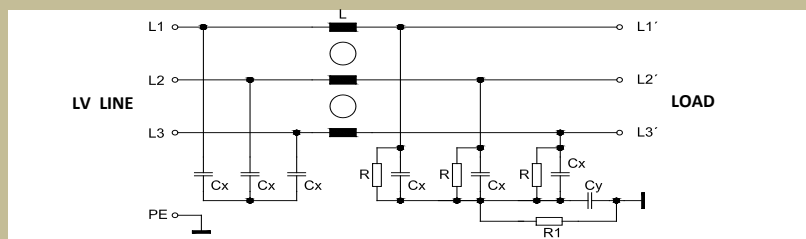


### SKY1FLDC1200C

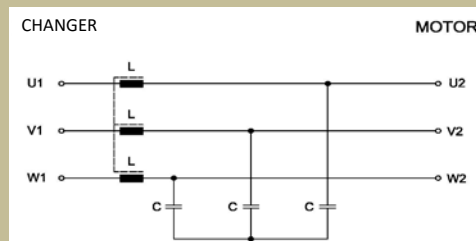


#### Diagram:

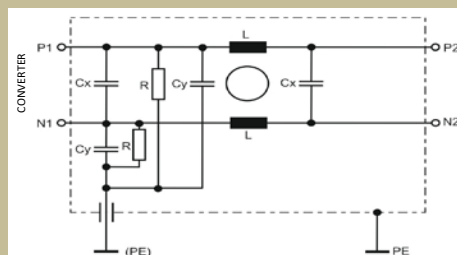
##### SKY3FL1600B



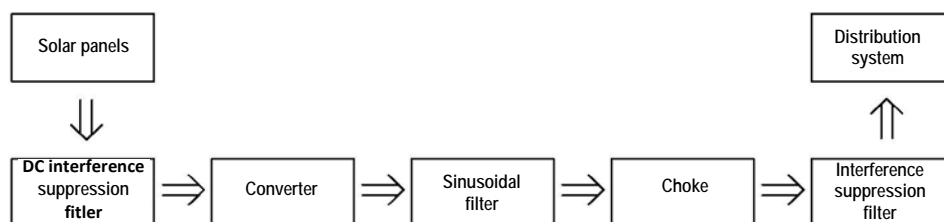
##### SKY3FSM1160-400



##### SKY1FLDC1200C



#### Principle diagram:



#### Dimensioning, wiring:

The DC interference suppression filter is supposed to be wired between the solar panels and converter. A low-frequency LCL filter, which consists of the sinusoidal filter and output choke, is supposed to be wired to the output side of the converter. The LC sinusoidal filter creates sinusoidal voltage from PWM converter. The L choke reduces inrush currents between the solar power station and LV line. The radio-frequency interference suppression filter, which reduces size of radio-frequency interference to distribution system from the converter, is supposed to be wired behind the output low-frequency LCL filter.