

Three-phase interference suppression filters - series C :

for currents 600-2500 A

Description:

It is a double LC circuit consisting of chokes and condensers. In three-phase filters of series SKY3FLxxC is a composed choke formed by 3 windings. The used safety condensers of type X are being wired among phases for filtration of symmetrical component. The condensers of type Y are being wired towards the ground for filtration of asymmetric component. They are delivered with terminals in a metal case.

Functions of the interference suppression filters:

The LC filter is formed by low-pass filter 0 – 9kHz. It reduces a level of radio frequency interference in conductors from the side of appliance and also increases its resistance to interference from the surroundings. The filters function either way. The most effective they are from 150kHz to 30MHz.



TECHNICAL PARAMETERS :

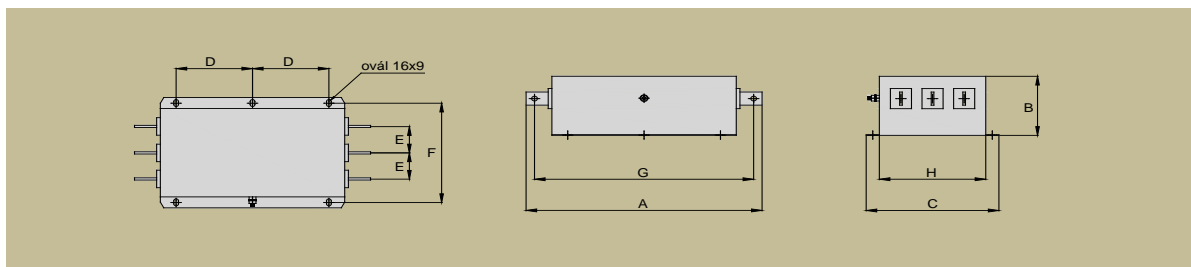
Nominal operating voltage Un: 3x230/400 Vac
Extent of operating frequencies fn (for In) Fn: 50-60 Hz
Extent of operating currents In: 600-2500A
Short-term overcurrent capacity : 50% In
Thermal class : B
Protection class : IP00
Extent of operating temperature : -10°C + 40°C

Type	Nominal current [A]	Leakage current 1*) [mA]	Weight [kg]	Conductor cross section [mm]	basic dimensions [mm]							
					A	B	C	D	E	F	G	H
					length	height	width	pitch	pitch	pitch	pitch	other
SKY3FL600C	600	< 140	11	30x5 Ø11	448	135	252	145	60	227	416	202
SKY3FL1000C	1000	< 140	12	30x10 Ø11	442	135	252	145	60	227	410	202
SKY3FL1600C	1600	< 140	25	50x10 2xØ13	580	160	320	165	80	294	460/540	260
SKY3FL2000C	2000	< 140	33	60x10 4xØ13	460	156	307	105	90	281	480/400	250
SKY3FI2000C-rev.1	2500	< 140	33	60x10 4xØ13	520	156	307	105	90	281	480/400	250
SKY3FL2500C	2500	< 140	33,5	100x10 4xØ13	500	180	348,5	100	100	310	380/460	280

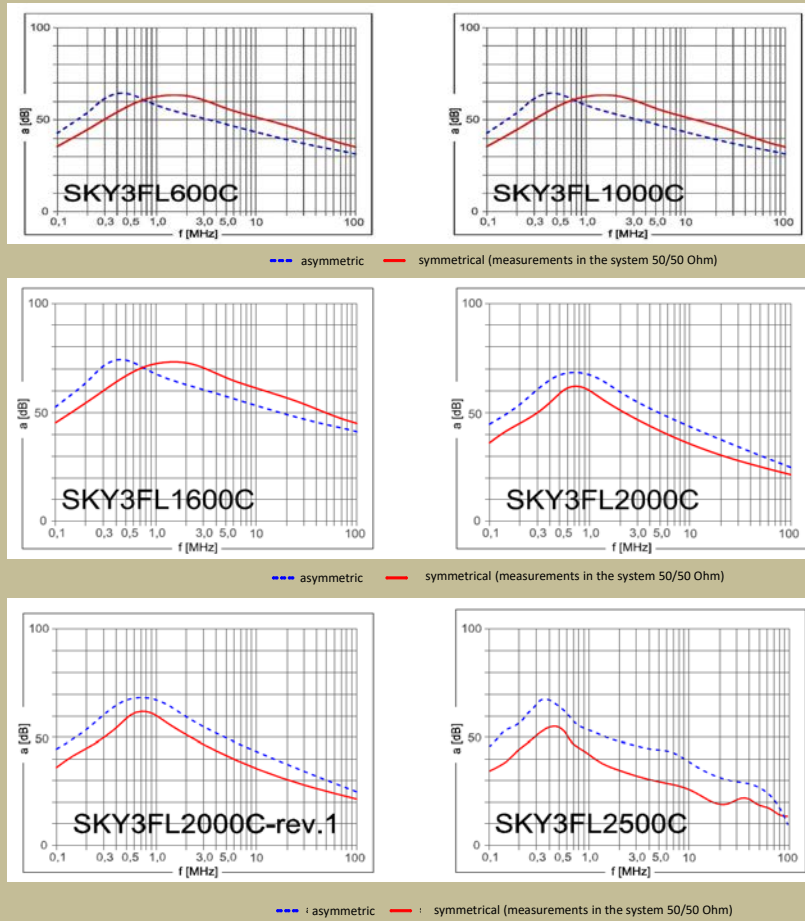
* After a deal there is a possibility of modification of the filter construction according to the customer's request.

1*) Leakage current measurement was performed according to the standard ČSN EN 60950.

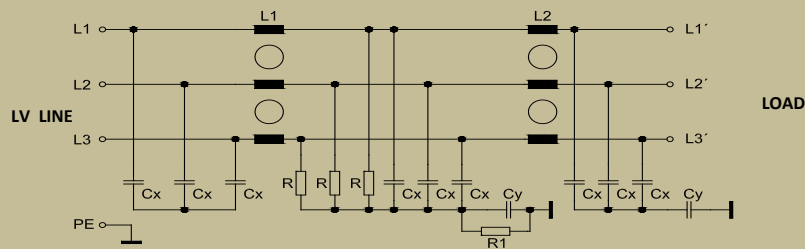
Dimensional drawing for : SKY3FL600C - SKY3FL2500C



Attenuation characteristic:



Wiring diagram:



Use:

It is used to frequency converters and appliances which need supplemental interference suppression. For example: soft starters, pulse resources, thyristor controls, electronic units and whole switchboards.

Dimensioning, wiring:

They are dimensioned according to indicated label nominal voltage and current values. Short-circuit protection must not exceed nominal current value. When installing into switchboards it is necessary to count with power loss of the filters although it is not as large as the power loss in chokes or in sinusoidal filters. But also it is necessary to provide for sufficient heat removal. When connecting it is necessary to meet the EMC requirements. There must not be any paralleling of interference-suppressed and non-interference-suppressed circuits. The grounding connections must be as short as possible.